



# Ferosafe Container Lock Box

---

## Product Description

The Ferosafe lock box is the first light weight container lock box to provide a high level of resistance against angle grinders and carbide drills during theft.

This is achieved by using Ferosafe Anti-Cutting Technology, based on Ferosafe - the next generation physical security material - which has been specifically designed to defend security products from physical threats.

The Ferosafe lock box effectively resists more than 10 grinding discs and surviving more than a battery worth of angle grinder attack without exposing the padlock. This makes it one of the most secure container lock box on the market. The padlock is fully enclosed and only accessible from underneath.

The lock box is designed to withstand long life exposed to the elements and is constructed from galvanised steel which has been powder coated to provide weather protection.

The Ferosafe lock box is offered with two fitting options - left hand and right hand fitting.

---

## Product Advantages

- Ferosafe Anti-Cutting Technology
- Resists an angle grinder attack of more than 10 grinding discs and one battery
- Can be retrofitted
- Galvanised steel and powder coating provides weather protection
- Drill template and bolts included for quick and easy fitting
- Can be welded to container if preferred

---

**Sizes**

120mm (H) x 170mm (W) x 50mm (D)  
Available for left hand and right hand door fitting.

---


**Tools**

Bolt on option - Drill, Wrench/Spanner/Socket  
Weld on option - Welder

---

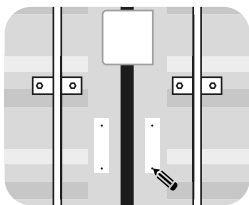
**Intended use**

To provide protection for padlock on construction site containers, storage containers, shipping containers and gates.

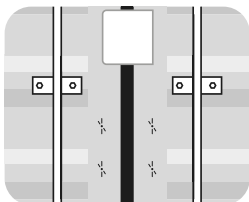


Ferosafe Anti-Cutting Technology inside of the lock box, proves extreme resistance to angle grinders

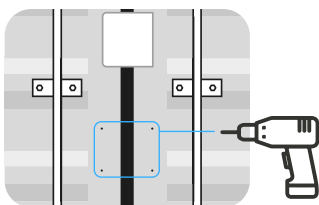
Fitting Instructions



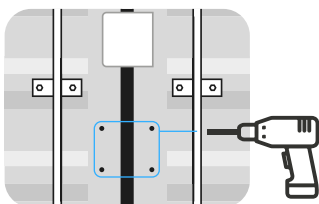
Centre the drill template provided over the closed container door at the desired height and make sure level.



Mark the four drill points on the container with a centre punch.

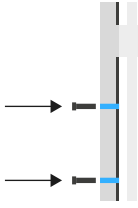


Use a smaller drill bit initially to create a pilot hole

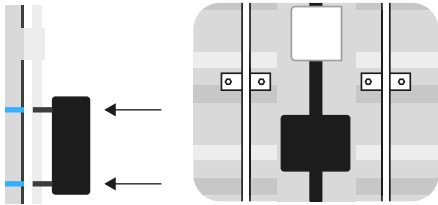


Progress up in size using a very low RPM to prevent damaging the drill bit as most Shipping Containers are made of Corten steel and if you overheat the drill bit, the metal may warm up and become even harder to drill.

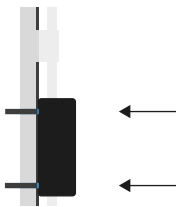
## Fitting Instructions - Continued



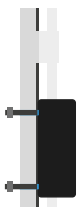
Once holes are complete, test that the bolts go through both outer and inner door skins.



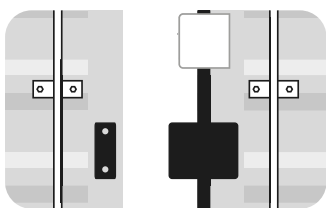
Thread the bolts through the lock box holes and offer up and fit the lock box (now with the bolts threaded through) to the container.



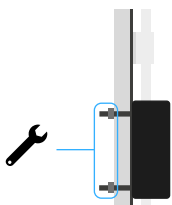
Push the protruding bolts off the lock box through the holes drilled in the container.



Spin on nuts loosely to hold into position.



Fit the RH box on the right door and LH hasp on the left door. Or, conversely, fit the LH box on the left door and RH hasp on the right door. Line up and double check operation before tightening each nut completely.



When happy with position secure the box with 2 of the supplied nuts and washers using a spanner or socket. Using the remaining 2 supplied bolts, nuts and washers secure the hasp in the same way. Close the doors, test the function.

Adjustment may be necessary but this is done by loosening then re-tightening each nut in turn to make sure the box doesn't twist in any direction on tightening.

# Ferosafe Container Lock Box



**FEROSAFE**  
ANTI-CUTTING TECHNOLOGY

Tenmat Ltd  
Ashburton Rd West, Manchester  
M17 1TD United Kingdom

+44 161 872 2181  
wpsales@tenmat.com

tenmat.com



Advanced materials.  
tenmat.com

Tenmat warrants the materials it produces will conform to Tenmat specifications and approved drawings where applicable. It is entirely the customer's responsibility to make the final product choice and satisfy themselves of the suitability of the product for the intended application, carrying out testing where required. For construction projects, all products which the customer is intending to use on a particular project must be approved in writing by the customer's building designer, system designer or design control professional, to ensure compliance with the latest regulations.

The information contained in Tenmat data sheets is presented in good faith. The values are "typical only" and are based on test results generally in accordance with BS2782, ASTM, a variety of other main test bodies along with Tenmat internal test methods. These values should not be relied upon for specification purposes or the primary selection of materials. As the data sheet values are typical only, Tenmat does not warrant the conformity of its materials to these properties or the suitability of its materials for any particular purpose. It is the responsibility of the customer to do the necessary testing and satisfy themselves the product is suitable for the intended application.